



District Report Card: 2017


State: Assam	District: Dhubri
Class: 3	Subject: Language
Schools: 61	Students: 1174


Participation/Coverage


Students

<div>GENDER</div> <div></div>	Boys				Girls			
	Number		%		Number		%	
	525		44.72		649		55.28	

<div>AREA</div> <div></div>	Rural				Urban			
	Number		%		Number		%	
	1048		89.27		126		10.73	

<div>CATEGORY</div> <div></div>	SC		ST		OBC		GEN	
	Number	%	Number	%	Number	%	Number	%
	43	3.66	0	0.00	28	2.39	1103	93.95

<div>CWSN</div> <div></div>	LD	VI	HI	S&LD	ID	Oth
	0	4	7	2	2	2

<div>Management</div> <div></div>	Government			Government-aided		
	Number		%	Number		%
	1174		100.00	0		0.00

Average Performance of Students in Language (%)

Overall	Gender		Area		Management		Social Group			
	Male	Female	Rural	Urban	Govt.	Aided	SC	ST	OBC	GEN
70.76	71.64	70.04	70.55	72.43	70.76	0.00	70.39	0.00	66.90	70.87

Performance on Learning Outcomes (LOs)

Learning Outcomes	Description	Average Performance(%)
L304	Reads small texts with comprehension i.e., identifies main ideas, details, sequence and draws conclusions	71.31
L312	Reads printed scripts on the classroom walls: poems, posters, charts etc.	69.64

Range of Performance of Students who Answered Correctly							
Below 30%		30% - 50%		50% - 75%		Above 75%	
Number	%	Number	%	Number	%	Number	%
95	8.09	149	12.69	322	27.43	608	51.79

Lowest Performing Learning Outcomes (LOs)

- 1 - Reads printed scripts on the classroom walls: poems, posters, charts etc. (69.64)
- 2 - Reads small texts with comprehension i.e., identifies main ideas, details, sequence and draws conclusions (71.31)